

# The Bonsai Workshop Inc.

[www.bonsaiworkshopwa.com](http://www.bonsaiworkshopwa.com)

## Newsletter: January 2025

### The President's Post

Dear Members,

Welcome,

Hope you and your trees are doing well.

I would like to thank all those who have assisted me in the role of President for the Bonsai Workshop over the previous year, though I will be standing down at next month's AGM due to personal reasons.

I will also be standing down from the committee to allow others to step in and provide a new look and ideas for the club. I wish all prospective committee members all the best in their endeavours.

We are already in discussions with demonstrators for this year and further information will be provided once we have confirmation.

The number of demonstrators will be between two to three.

We are looking forward to have Tony Bebb next year for four sessions over two days in the early part of the year.

Please remember we are looking for three new Committee members next year, the President, Secretary and Media who looks after the newsletter and Website.

Please speak to a member of the committee if you would like to nominate. The election is next year in February at the AGM.

Please remember to pay your membership fees as this provides money to pay for our visitors and other club items and needs.

A thank you to all members for your continued support.


See you all on Saturday.

Michael Kelly  
President  
Bonsai Workshop of W.A.

## Bending straight branches or trunks.


by Michael Kelly

The plants I provided are from my son in-law's hedge which he was throwing out. I have cut all mine down to below 300mm and used the kerfing technique to bend some of the branches as they are hard to bend. With this technique, the closer the cuts, the sharper the bend, cuts further apart will result in a milder bend.




A metal hacksaw is very good for this process as shown in the photo below, easy on the tree, the cuts should be about  $\frac{3}{4}$  of the way through the branch with the number matching the type of bend you want.


You can bend the branch after each cut to ascertain the amount of bend you have, once you have all your cuts, you will need to bend and hold in place while you tape



up using a grafting tape which is wrapped around tightly ensuring you cover all cuts and some extra at both ends. You will then need to either wire or hold the bend in place for the next six months or so while the tree grows back and seals the cuts.



Once you start to wrap the grafting tape, you will need to hold the bend constantly until secured with wire or tape to ensure the tape completely seals the cuts from the air and weather. To hold the bend, I have used a green velcro tape from



Bunnings which I find easy to use and saves wire, available in the garden section as is the grafting tape.

The sections I have used this on are already growing new growth which shows the tree is still able to feed the branch above the bend.

The tree is also growing new growth as the photo below shows with little green shoots popping out all over the place all up the trunk and branches.

Thing to remember, if you don't try a new technique, you will never know how it works.

There is also a lot of knowledge and items on the internet, though you need to weed through to pick the best items.

Happy Growing.

## Accents or Side Plantings

(SHITAKUSA) Accent Plants, Kusamono, Side Plants – whatever you wish to call them, are usually ancillary plants which can consist of grasses, mosses, common weeds, small flowering plants, dwarf bamboos etcetera. You can also use figurines (less used in Japan) or rocks.

Accent plants are generally used in Japan to indicate the season in which you are presenting your bonsai, as well as giving harmony and balance. Your accent will give visual depth, which is an important concept when arranging your display.



Whilst an effective accent plant is beautiful in its own right, it should not become the dominate part of your display. Accessories, regardless whether they are a plant or rock, should add harmony and be complementary and not shift the focus away from your bonsai.

Willi Benz wrote that a companion must... “Symbolically represent the main object’s place of origin, whether it is a bonsai or a suiseki. Harmonize with the colour of the main object. Harmonize with the central object in both shape and size. Add a seasonal reference to the presentation’s theme. Reinforce the presentation’s overall theme. Serve as a connection between the other pieces of the presentation.”

The style of your bonsai can also affect the accent plant, for example a windswept design which emphasises a struggle of nature, therefore your accent would reflect this, so you may have a rock. Likewise, if your bonsai is a Bunjin style you could have a tall grass as your accent plant.

Your bonsai and accent plant must be different from each other, in that they don’t have the same foliage or both be flowering or fruiting. So, fruiting or flowering bonsai could be displayed with a plain accent plant, and non-fruiting and flowering trees can be displayed with flowering or fruiting accent plants. The exception to this is the display of Satsuki, as in Japan satsuki are usually displayed with satsuki.

Likewise your accent would be planted in a different shape, style and colour of container to your Bonsai. In addition to pots, the Japanese also use flat plates or tiles on which to plant their accent plants.

**cont..... Accents or Side Plantings**

**In essence you are only limited by your imagination.**

Usually you would display your accent on a mat or flat slice of natural wood. You would only use a small table when the bonsai itself is presented on a higher table.

Like bonsai accent plants show more character when they have had time to mature, so we strongly encourage you to start preparing your accents now rather than leaving it to the last minute.

© *Willi Benz*



A few samples for Accent/ Sideplants

**Please do not come to the workshop  
if you have any flu symptoms!!**

**Workshop starts at 12:00PM 25th January**

## **Notices**

Please remember to wear your name badge to the workshops.

\*\*\*\*\*

Don't forget to sign the attendance book, this is for insurance purpose

## **Some links of interest:**

<https://bonsaitonight.com/2023/07/28/should-i-fertilize-my-decandled-pines-in-summer/>

<https://bonsaitonight.com/2021/08/27/tips-for-late-summer/>

<https://bonsaitonight.com/2018/06/08/early-appearance-of-summer-buds-and-a-decandling-tip/>

<https://bonsaitonight.com/2017/07/07/patience-pines-summer/>

\*\*\*\*\*

**To contact us or send some articles/ images for the newsletter here are the addresses:**

**President:** Michael      mkelly92501@gmail.com

**Secretary:** Matti      secretary@bonsaiworkshopwa.com

**Media:** Rolf      rolf@aussiebroadband.com.au

**Treasurer:** Pam      captatam@inet.net.au

**For mail:** PO Box 279 Scarborough WA 6019



## AABC Update to Clubs January 2025

Welcome to 2025. I hope this year is a great one for all clubs and their members. With the hot weather being experienced during summer time I hope members are not losing bonsai and are coping with the extra stress of maintaining their collections under these conditions.

We held our 2024 AGM on-line and I am pleased to report that Nick Justo from Redlands Bonsai Society was elected as an AABC Director along with my re-election as President. Board Director positions retire in alternating years and the other Board members will be up for election at the 2025 AGM. Please also keep in mind that all organisations benefit from renewal and new ideas. I note that while we have three Directors from Queensland clubs we don't have any representation from the larger states of NSW and Victoria. We welcome nominations to join the Board and you can contact me or any of the other Directors to find out more information on how you can become involved in your Association. We hold our regular board meetings online via Zoom so participation is very convenient.

This year the AABC National Convention with the theme of "Future Directions" is being held in Canberra from 16 – 19 May. With a great response already please encourage club members to book soon as there are only about 40 places left. This is wonderful news as the Canberra Bonsai Society team are working very hard to make it a great event and reunion. There is the added opportunity to also visit the NBPCA where bonsai from around Australia are displayed and where local bonsai enthusiasts volunteer. Further information is available on the Canberra Bonsai Society's website

<https://www.canberrabonsai.club/> or on their Facebook page:

<https://www.facebook.com/events/canberra-rex-hotel/37th-aabc-national-bonsai-convention/>

It is always great to see new faces attend our conventions which are the major fundraising events for AABC and importantly the surplus funds the Visiting Tutor Programme (VTP). I encourage each club committee to promote the Convention to their members, explaining the opportunity not only for increased learning and viewing high standard trees on display but also networking and having great fun.

To the larger or more financially well off clubs, I ask why not think about encouraging an enthusiastic member from your club to attend the convention by providing some level of financial support. You could also raffle off a convention registration as a prize.

We have finalised the outcome from last year's convention in Brisbane and the Bonsai Society of Queensland have forwarded to the AABC an amount of \$ 11,100. This was a fabulous reward for the effort from the BSQ convention organising committee. We applaud the club and members for their time and effort over a number of years in the planning and running of the 2024 Convention, especially given the unexpected hiccup of the NRL holding their combined round of football on the same weekend putting pressure on accommodation availability.

- 2 -

The AABC's Visiting Tutor Programme (VTP) has continued to be popular and we expended \$4,386.90 on travel assistance to get VTP Tutors to clubs and provide demonstrations and conduct workshop last year. Club members attending the AABC conventions assist as surpluses from convention receipts are shared with the host club and provide funding of the VTP.

To assist clubs and their members with planning I am giving early notice that the 2026 Convention will be held in Hobart, Tasmania, on the first weekend of May. This is a fortnight earlier than usual but was necessary as there was a prior booking at the venue for our usual mid-May timing. Full details will be announced at the end of the Canberra Convention. It will be 10 years since our last convention in Tasmania.

In preparation for an expected large Australian contingent attending next year's 10<sup>th</sup> World Bonsai Convention in Kuala Lumpur, Malaysia, the Board has been considering whether there is member club support to have a polo or Tee-shirt designed for Australian delegates. Those of us who have attended recent overseas conventions have seen other countries delegations wearing identifying clothing and it is good advertising of where they come from. Australia was the co-host of the 9<sup>th</sup> World Bonsai Convention and we had a polo shirt produced. Even though COVID necessitated the WBC being held virtually as an on-line event, when I and other Australian delegates attended overseas conventions in 2018 and 2019, we proudly wore these polo shirts. See photos below of our 9<sup>th</sup> WBC shirt together with designs from other countries for recent conventions as well as the one designed by the Malaysian Bonsai Association as the host of the 10<sup>th</sup> WBC.

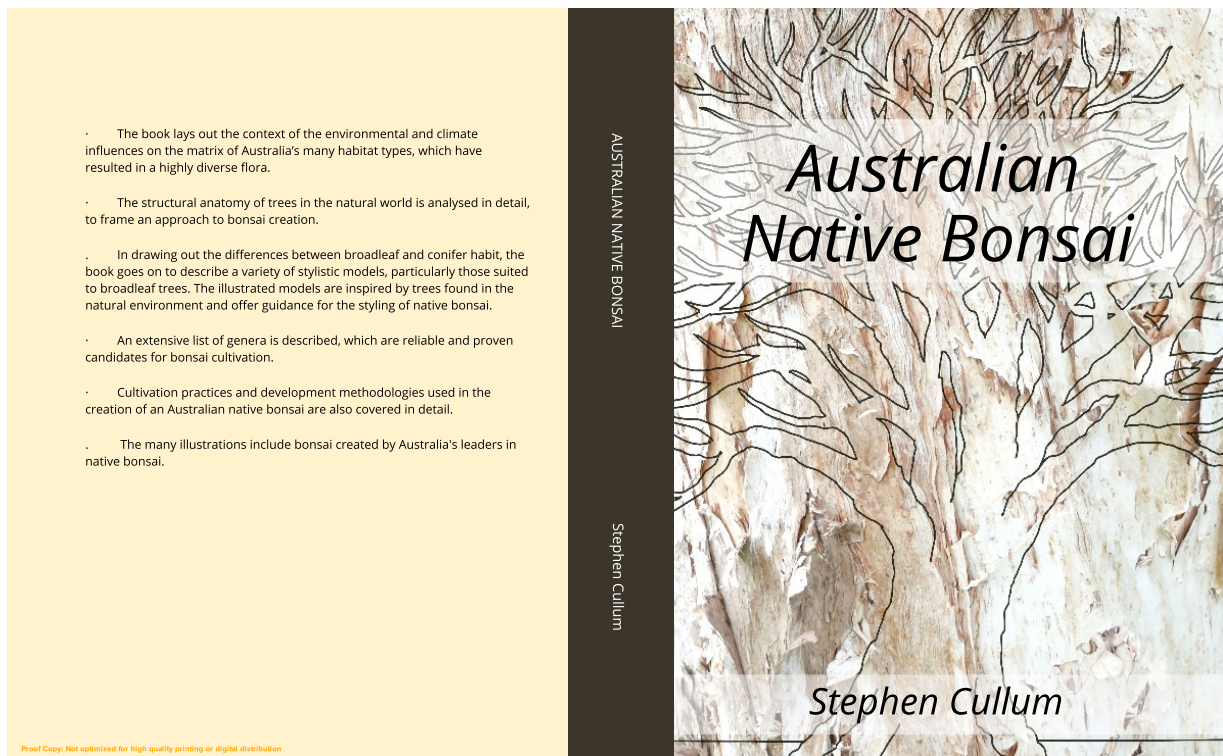


Perhaps clubs could consider submitting a design for a polo / tee-shirt. Also it would be great to be able to support a local business to produce the items and we would appreciate receiving information in this regard. There are also opportunities for sponsors to assist in defraying the costs of producing these items.

Happy Bonsaiing

**Dianne Boekhout**  
**President AABC**  
**12 January 2025**

[president@aabcltd.org](mailto:president@aabcltd.org)



I am writing to let you know that production has been expedited and copies of the book are now available for immediate despatch.

- The price is \$38 and delivery to anywhere in Australia is \$8, a total delivered cost of \$46.
- If you wish to purchase two copies the combined delivered price is \$89.
- If you wish to purchase a copy of Bonsai Foundations as well as Australian Native Bonsai the combined total delivered cost is \$81.

Payment can be made by direct deposit to BSB 064 186, Account 1025 4305, Stephen Cullum.

Please use your name as a reference with the payment and let me know by email the postal address to send it to. Some email addresses do not have family names. If that is the case for yours please ensure you tell me your name, for posting. Postal delivery usually takes 3 to 5 business days.

If you are a club member and can group several purchases, a small saving can be made on the postage. For example, 4 books can be sent for \$4 each, 10 for \$2.50 each. If you would like to do this, I will be happy to quote you a postal price before you purchase.

I will be visiting Bonsai North West in Melbourne on July 1 and will have books available for sale at the club meeting. If you are a member of the club you may want to wait to purchase at the meeting rather than have it sent now.

Thank-you very much for your support and I hope you enjoy the book.

Best wishes,

Stephen Cullum

*australiannativebonsai@gmail.com*



## Greetings Bonsai enthusiasts!

Discover the perfect substrate for your bonsai trees - our **Double Line Akadama** is hard-baked and dust free. With its exceptional quality and dust-free nature, your bonsai will thrive like never before. Available in three sizes: 1-3mm, 3-6mm, and 6-9mm. This premium Akadama guarantees optimal water retention and drainage.



But that's not all! We also offer **Ibaraki Hard Akadama**, another top-notch, and more traditional option for your bonsai collection. This variant shares the same high standards and quality as our Double Line Akadama, ensuring your trees receive the utmost care they deserve.



**The double-line Akadama is \$ 52.00, and the double-line Ibaraki Akadama is \$ 56.00.**

**There is a 10% discount for members of BW and BSWA!!**

**Visit our store or explore our website to view our products and purchase options.**

**Phone: 9374 0555**

**Happy Bonsai-ing!**



### **Bonsai Emporium For all your bonsai supplies**

Visit our nursery & showrooms at  
4433 West Swan Rd West Swan  
[www.bonsai-emporium.com](http://www.bonsai-emporium.com)




Welcome to Bonsai Plus! If you looking for high quality bonsai pots, you've come to the right place, the biggest range of bonsai pot in WA.

Each items are carefully selected, and some of rare items are hard to find in the market.

Our source of goods are directly imported from pottery artists in China, eliminating unnecessary fees for intermediaries, and ensuring that customers can buy the best quality products at the most favourable price.



Yixing and Shiwan, both of which have over thousands history and are world-renowned bonsai pot production places, and that's where our pots from.



Biggest range of top quality Bonsai Pots in WA, with unbeatable price.

[bonsaiplus.com.au](http://bonsaiplus.com.au)

Herman Pang  
0430576297  
[hermanpang@hotmail.com](mailto:hermanpang@hotmail.com)

Member of Yixing Ceramic Pottery Association  
Member of Bonsai Society of Western Australia (BSWA)  
Member of Mandurah Bonsai

Please call or message to arrange:  
**Herman**  
**0430576297**  
**149 Station St, East Cannington, WA.**  
**[hermanpang@hotmail.com](mailto:hermanpang@hotmail.com)**

## **PUMICE AND RED LAVA ROCK FOR SALE!!**

We have pumice available in: 3 - 5mm (S) and 8 - 15mm (M).

**20l bags - \$38.00 a bag.**

We have red lava rock available in: 1 - 3mm (S) and 3 - 8mm (M)

**21l bags - \$38.00 a bag.**

All products are uniform size, clean and dust free.

Pick up at Swan Valley Bonsai Emporium!

4433 West Swan Road, West Swan WA 6055

Phone: **9374 0555**



**Bonsai Emporium**  
**For all your bonsai supplies**

Visit our nursery & showrooms at

4433 West Swan Rd West Swan

[www.bonsai-emporium.com](http://www.bonsai-emporium.com)